

Date: November 13, 2025

To,
Listing Department
The National Stock Exchange of India Limited,
Exchange Plaza, Bandra Kurla Complex,
Bandra East, Mumbai – 400051

Corporate Relationship Department
BSE Limited,
Phiroze Jeejeebhoy Towers,
Dalal Street, Mumbai - 400 001

NSE Symbol – **HARIOMPIPE**

BSE Scrip Code- **543517**

Dear Sir/Madam,

Sub: Newspaper Advertisement – Disclosure under Regulation 30 and Regulation 47 of SEBI (Listing Obligations and Disclosure Requirements) Regulations, 2015.

With reference to the captioned subject and pursuant to Regulation 30 and 47 of SEBI (Listing Obligations and Disclosure Requirements) Regulations, 2015, please find enclosed herewith the copies of Newspaper Advertisement published today i.e., November 13, 2025 in the Business Line (English Newspaper) and Surya (Telugu Newspaper), regarding the extract of Unaudited Financial Results (Standalone and Consolidated) for the quarter and half year ended September 30, 2025

A copy of the said release is also being made available on the website of the Company at <https://www.hariompipes.com/newspaper-publications-new>.

Please take the above information on record.

Thanking You.
For **Hariom Pipe Industries Limited**

Rekha Singh
Company Secretary & Compliance Officer
M. No. A33986

Encl: a/a

‘QCOs promote culture of quality in manufacturing’

Amiti Sen
New Delhi

Commerce and Industry Minister Piyush Goyal has strongly defended Quality Control Orders (QCOs) passed by the government in multiple sectors, such as toys and plywood, stating that the measures were being implemented to make superior-quality products available to consumers and promote a culture of quality in manufacturing.

The Minister’s comments are important in the light of a recent report from a panel headed by NITI Aayog member Rajiv Gauba that recommended scrapping of some QCOs on the ground that these were hurting India’s competitiveness and MSMEs as they led to higher input costs and compliance burden.

Speaking at the second edition of Udyog Samagam 2025 organised by the Department for Promotion of Industry and Internal Trade (DPIIT) on Tuesday, Goyal highlighted the importance of QCOs in both improving the quality of items produced locally and stopping the imports of low-quality products.

“Citing the success of QCOs on toys and plywood, he noted that such measures



TAKING STOCK. Commerce Minister Piyush Goyal at the second edition of Udyog Samagam 2025, organised by the DPIIT on Tuesday

have strengthened Indian industries while curbing sub-standard imports,” per a statement issued by the government.

QCOs require specific products to meet the standards set by the Bureau of Indian Standards (BIS) and bear the BIS Quality Mark. These orders aim to ensure product quality and safety, restrict the import of sub-standard goods, and boost the competitiveness of domestic manufacturing.

At present, there are approximately 188 QCOs in place, which cover over 773 products in various sectors such as machinery, furniture, footwear, steel, hinges, petrochemical products and engineering goods.

NITI Aayog has, however, been pushing for rationalising the restrictions, extending exemptions for essential raw materials and

simplifying compliance requirements.

QUALITY STANDARDS
“The implementation of QCO requires manufacturers to obtain a BIS hallmark and license for input items. While this strengthens product quality standards, it risks disproportionately impacting smaller units, which may be unable to source components only from approved suppliers,” the Niti Ayog’s ‘Trade Watch’ report for Q4 of FY25 shared last month observed.

To avoid closures and support industry continuity, the QCO should be implemented in phases with simpler compliance needs and wider acceptance of accredited testing reports. “Exemptions should apply to inputs used in mass market footwear, such as canvas shoes and rubber slippers,” it said.

Govt to relax quality control order norms for MSMEs

Amiti Sen
New Delhi

The government is set to relax certain rules related to Quality Control Orders (QCOs) that could ease the burden of compliance, especially for the MSME sector, sources said.

These include increasing the investment and turnover limits for defining MSMEs

under the QCO regime to bring them in line with the recent changes in overall MSME limits announced by the Centre. Also, import consignments that are stuck due to non-adherence to quality guidelines are likely to be released where the bills of lading were issued before the QCOs in the particular sectors got implemented, a source tracking the matter told *businessline*.



“At present, enterprises with a turnover of up to ₹2 crore and investments up to ₹25 lakh are allowed flexibilities designed for MSMEs for QCO implementation. The limits are set to be increased to turnover up to ₹5 crore and investments up to ₹2 lakh. This is in line with the change in overall definition for MSMEs following the announcement in the Union Budget,” the source said.

This means that many more units can now benefit from flexibilities such as longer implementation timelines, exemption from setting up own testing infrastructure and financial incentives such as lower fees that are offered for various items.



BIS CERTIFICATION
QCOs are implemented by BIS through grant of licence

and/ or certificate of conformity. With the notification of QCO, manufacture, storage and sale of non-BIS certified products is prohibited.

There are approximately 188 QCOs in place, which cover over 773 products in sectors such as toys, plywood, machinery, furniture, footwear, steel, hinges, petrochemical products and engineering goods.

<div>SAKTHI FINANCE LIMITED (CIN : L65910TZ1955PLC000145) Regd. Office : 62, Dr. Nanjappa Road, Coimbatore - 641 018 Ph : (0422) 2231471 - 474, 4236200 Fax : (0422) 2231915 E-mail : investors@sakthifinance.com Website: www.sakthifinance.com</div>							
Extract of Statement of Unaudited Financial Results for the Quarter and Half year ended 30th September 2025 (₹ Lakh)							
Particulars	Quarter Ended			Half Year Ended		Year Ended	
	30.09.2025	30.06.2025	30.09.2024	30.09.2025	30.09.2024	31.03.2025	31.03.2025
	(Unaudited)	(Unaudited)	(Unaudited)	(Unaudited)	(Unaudited)	(Unaudited)	(Audited)
Total Revenue from Operations (net)	5,286.95	5,374.56	5,429.23	10,661.51	10,749.74	21,498.88	
Net Profit / (Loss) for the period (before tax and Exceptional Items)	546.14	580.66	570.19	1,126.80	1,117.43	2,333.13	
Net Profit / (Loss) for the period before tax (after Exceptional Items)	546.14	580.66	570.19	1,126.80	1,117.43	2,333.13	
Net Profit / (Loss) for the period after tax (after Exceptional Items)	376.14 (28.77)	411.92 24.72	357.24 (8.14)	788.06 (4.05)	746.05 32.19	1,665.15 (35.16)	
Other Comprehensive Income (net of tax)							
Total Comprehensive Income for the period [comprising Profit / (Loss) for the period (after tax) and Other Comprehensive Income (net of tax)]	347.37	436.64	349.10	784.01	778.24	1,629.99	
Paid-up equity share capital (Face value : ₹ 10 per share)	6,470.59	6,470.59	6,470.59	6,470.59	6,470.59	6,470.59	
Reserves (excluding Revaluation Reserve)	-	-	-	-	-	14,098.92	
Securities Premium	1,429.80	1,429.80	1,429.80	1,429.80	1,429.80	1,429.80	
Net worth	20,235.21	20,420.78	19,079.40	20,235.21	19,079.40	19,976.54	
Paid up Debt Capital / Outstanding Debt	0.57	0.53	0.51	0.57	0.51	0.51	
Outstanding Redeemable Preference Shares	NA	NA	NA	NA	NA	NA	
Debt Equity Ratio	6.21	5.78	6.14	6.21	6.14	5.53	
Earnings per share (₹ 10 each) (for continuing operations) :							
a. Basic (₹)	0.58	0.64	0.55	1.22	1.15	2.57	
b. Diluted (₹)	0.58	0.64	0.55	1.22	1.15	2.57	
Capital Redemption Reserve	NA	NA	NA	NA	NA	NA	
Debenture Redemption Reserve	NA	NA	NA	NA	NA	NA	
Debt Service Coverage Ratio	NA	NA	NA	NA	NA	NA	
Interest Service Coverage Ratio	NA	NA	NA	NA	NA	NA	
Notes :							
1. The above is an extract of the detailed format of the Statement of Unaudited Financial Results filed with Stock Exchange under Regulations 33 and 52 read with Regulation 63(2) of the SEBI (Listing Obligations and Disclosure Requirements) Regulations 2015. The full format of the Unaudited Financial Results are available on the BSE Ltd website (URL : www.bseindia.com/corporates) and Company's website, www.sakthifinance.com . The Unaudited Financial Results can be accessed by scanning the QR code given below.							
2. Disclosures in accordance with Regulation 52(4) read with Regulation 63(2) of the Listing Regulations have been submitted to BSE Limited and the disclosures can be accessed on the BSE website (URL : www.bseindia.com/corporates) and Company's website, www.sakthifinance.com and it can be accessed by scanning the QR code given below.							
<div><div>By Order of the Board For Sakthi Finance Limited M. Balasubramaniam Vice Chairman and Managing Director DIN : 00377053</div></div>							
November 12, 2025 Coimbatore - 18							

<div>HARIOM PIPE INDUSTRIES LIMITED CIN: L27100TG2007PLC054564</div>													
Registered Office: 3-4-174/12/2, SAMARPAN, 1st Floor, Near Pillar No. 125, Hyderabad, Attapur, K.V. Rangareddy, Rajendranagar, Telangana, India, 500048.													
Website: www.hariompipes.com; Email: cs@hariompipes.com; Phone: 040-24016101													
EXTRACT OF UN-AUDITED STANDALONE AND CONSOLIDATED FINANCIAL RESULTS FOR THE QUARTER AND HALF YEAR ENDED SEPTEMBER 30, 2025.													
(Figures in Lakhs, Except EPS)													
S.No	Particulars	Standalone						Consolidated					
		Quarter Ended		Half Year Ended		Year Ended		Quarter Ended		Half Year Ended		Year Ended	
		30.09.2025	30.06.2025	30.09.2024	30.09.2025	30.09.2024	31.03.2025	30.09.2025	30.06.2025	30.09.2024	30.09.2025	30.09.2024	31.03.2025
		Un-	Un-	Un-	Un-	Un-	Un-	Un-	Un-	Un-	Un-	Un-	Audited
		Audited	Audited	Audited	Audited	Audited	Audited	Audited	Audited	Audited	Audited	Audited	
	1.Total Income	33,676.93	46,234.88	31,522.63	79,911.80	65,942.96	1,35,994.35	33,676.93	46,234.88	31,522.63	79,911.80	65,942.96	1,35,994.35
	2. EBITDA (Ex. Other Income)	4,272.19	5,758.38	4,240.56	10,030.58	8,694.99	17,542.61	4,271.98	5,757.23	4,240.56	10,029.20	8,694.99	17,542.61
	3. Net Profit/ (Loss) before tax	1,429.15	3,221.00	2,154.91	4,650.17	4,425.35	8,310.22	1,428.94	3,219.85	2,154.91	4,648.79	4,425.35	8,310.22
	4. Net Profit/ (Loss) after tax	1,041.56	2,361.40	1,575.06	3,402.96	3,325.63	6,172.60	1,041.33	2,360.25	1,575.06	3,401.58	3,325.63	6,172.60
	5. Total Comprehensive Income for the period	1,041.32	2,361.16	1,575.08	3,402.49	3,327.66	6,171.66	1,041.10	2,360.01	1,576.08	3,401.11	3,327.66	6,171.66
7.	Equity Share Capital	3,096.73	3,096.73	3,096.73	3,096.73	3,096.73	3,096.73	3,096.73	3,096.73	3,096.73	3,096.73	3,096.73	3,096.73
	Other Equity	-	-	-	57,384.28	51,887.88	54,170.69	-	-	-	57,382.90	51,887.88	54,170.69
	8. Earnings per share (face value of Rs 10/- each) (for continuing and discontinuing operations)												
	Basic (Rs.)	3.36	7.63	5.17	10.99	10.91	20.25	3.36	7.62	5.17	10.98	10.91	20.25
8.	Diluted (Rs.)	3.36	7.63	5.09	10.98	10.74	19.93	3.36	7.62	5.09	10.98	10.74	19.93
Notes:													
1.Note: EPS is not annualised for the quarters ended September 30, 2025, June 30, 2025 and September 30, 2024 and half years ended September 30, 2025 and September 30, 2024.													
2.The Unaudited Standalone and Consolidated Financial Results have been prepared in accordance with the recognition and measurement principles prescribed under the applicable Indian Accounting Standards (Ind AS) notified under Section 133 of the Companies Act, 2013. These results have been reviewed by the Audit Committee and subsequently approved by the Board of Directors at its meeting held on November 12, 2025. The Statutory Auditors of the Company have carried out a limited review and issued an unmodified conclusion on the above unaudited financial results.													
3.The above is an extract of the detailed format of financial results filed with Stock Exchanges under Regulations 33 of SEBI (Listing Obligations and Disclosure Requirements) Regulations, 2015. The full formats of un-audited financial results are available on the websites of the Stock Exchanges i.e. www.bseindia.com / www.nseindia.com and on the website of the Company www.hariompipes.com .													
For and on behalf of Board of Directors Hariom Pipe Industries Limited Sd/- Rupesh Kumar Gupta Managing Director DIN: 00540787													
<div><div>Date: November 12, 2025 Place: Hyderabad</div></div>													

<div></div>			<div><div>Godrej Industries Limited</div><div>CIN : L24241MH1988PLC097781</div><div>Regd. Office: Godrej One, Pirojshanagar, Eastern Express Highway, Vikhroli (East), Mumbai - 400 079</div><div>Tel : 022 - 25188010 / 20 / 30 ; Fax : 022 - 25188066</div><div>website : www.godrejindustries.com ; Email Id: investor@godrejinds.com</div></div>			
EXTRACT OF UNAUDITED CONSOLIDATED FINANCIAL RESULTS FOR THE QUARTER ENDED AND HALF YEAR ENDED SEPTEMBER 30, 2025						
(Amounts in ₹ Crore)						
Particulars	Quarter Ended			Half Year Ended		Year Ended
	30-Sep-25 Unaudited	30-Jun-25 Unaudited	30-Sep-24 Unaudited	30-Sep-25 Unaudited	30-Sep-24 Unaudited	31-Mar-25 Audited
Total Income from Operations	5,032.14	4,459.80	4,804.96	9,491.94	9,052.89	19,657.41
Net Profit for the period before Tax and Share of Profit of Equity Accounted Investees	686.83	966.06	303.15	1,652.90	1,115.04	1,978.54
Net Profit after Tax	492.95	725.35	488.86	1,218.31	1,129.71	1,858.24
Net Profit After Tax attributable to the owners of the Company	242.47	349.22	287.62	591.70	610.10	981.38
Total Comprehensive Income for the period (Comprising Profit for the period (after tax)) &						
Other Comprehensive Income (after tax) attributable to the owners of the Company	295.75	365.98	328.09	661.74	644.79	995.53
Paid-up Equity Share Capital (Face value - ₹ 1 per share)	33.68	33.68	33.68	33.68	33.68	33.68
Reserves excluding Revaluation Reserve as shown in the audited Balance Sheet						10,117.86
Net worth	10,399.88	10,137.54	8,491.22	10,399.88	8,491.22	10,151.54
Debt/Equity Ratio	1.55	1.39	1.73	1.55	1.73	1.22
Debt Service Coverage Ratio	1.63	1.30	0.70	1.43	1.29	1.69
Interest Service Coverage Ratio	2.63	3.23	2.32	2.93	2.96	2.59
Earnings per share (In ₹) (Not Annualised)						
(a) Basic	7.20	10.37	8.54	17.57	18.12	29.14
(b) Diluted	7.19	10.37	8.54	17.56	18.11	29.13

Key numbers of Unaudited Standalone Financial Results


(Amounts in ₹ Crore)

Particulars	Quarter Ended			Half Year Ended		Year Ended
	30-Sep-25 Unaudited	30-Jun-25 Unaudited	30-Sep-24 Unaudited	30-Sep-25 Unaudited	30-Sep-24 Unaudited	31-Mar-25 Audited
Turnover (Net Sales)	1,330.26	1,018.29	1,075.46	2,348.55	2,061.91	4,171.21
Profit / (Loss) Before Tax	99.02	(29.98)	152.52	69.03	257.79	190.17
Profit / (Loss) After Tax	99.02	(29.98)	152.52	69.03	257.79	189.67
Total Comprehensive Income for the period (Comprising Profit / (Loss) for the period (after tax))						
& Other Comprehensive Income (after tax)	98.90	(31.01)	152.39	67.87	257.54	185.53
Paid up Equity Share Capital	33.68	33.68	33.68	33.68	33.68	33.68
Reserves (excluding Revaluation Reserves)	1,741.33	1,641.45	1,741.88	1,741.33	1,741.88	1,671.47
Capital Redemption Reserve	31.46	31.46	31.46	31.46	31.46	31.46
Debenture Redemption Reserve	-	-	-	-	-	-
Securities Premium	933.20	930.38	930.38	933.20	930.38	930.38
Net worth	1,775.01	1,675.14	1,775.56	1,775.01	1,775.56	1,705.15
Outstanding Net Debt	9,713.37	9,686.90	8,234.74	9,713.37	8,234.74	9,033.17
Debt/Equity Ratio	5.47	5.78	4.64	5.47	4.64	5.30
Debt Service Coverage Ratio	1.46	0.20	1.56	0.43	0.54	0.60
Interest Service Coverage Ratio	1.62	0.97	2.03	1.29	1.91	1.40
Earning per Equity Share (EPS):-						
Basic EPS	2.94	(0.89)	4.53	2.05	7.66	5.63
Diluted EPS	2.94	(0.89)	4.53	2.05	7.65	5.63

Notes:

1) The above Statement of unaudited financial results which are published in accordance with Regulations 33 and 52 of the SEBI (Listing Obligations & Disclosure Requirements) Regulations, 2015, as amended, have been reviewed by the Audit Committee and approved by the Board of Directors at their Meetings held on November 11, 2025. The financial results are in accordance with the Indian Accounting Standards (Ind-AS) as prescribed under Section 133 of the Companies Act, 2013 read with the relevant rules thereunder. The above results have been reviewed by the Statutory Auditors of the Company who have expressed an unmodified review conclusion vide their review reports thereon.

2) The above is an extract of the detailed format of the Quarterly Financial Results filed with Stock Exchanges under Regulations 33 and 52 of the Securities and Exchange Board of India (Listing Obligations and Disclosure Requirements), 2015. The full format of the Quarterly Financial Results are available on the Stock Exchanges websites i.e., National Stock Exchange of India Limited (URL: www.nseindia.com) and BSE India Limited (URL: www.bseindia.com) and on the Company's website (URL: <https://www.godrejindustries.com/>). The same can also be accessed by scanning the QR Code provided below.



By Order of the Board
For Godrej Industries Limited

N. B. Godrej
Chairman & Managing Director
DIN: 00066195

Place: Mumbai
Date : November 11, 2025

